

2Q 2025 Outlook

**Trump 2.0
Beyond the Noise**

**Chief Investment Office
April 2025**

MOVING FORWARD WITH YOU



Market performance summary

EQUITY	Currency	1M	3M	YTD-7 APR	FY24	FY23	FY22	FY21	FY20
MSCI AC WORLD	USD	-12.5%	-12.0%	-11.4%	15.7%	20.1%	-19.8%	16.8%	14.3%
S&P 500 INDEX	USD	-12.3%	-14.3%	-13.9%	23.3%	24.2%	-19.4%	26.9%	16.3%
NASDAQ COMPOSITE	USD	-14.2%	-19.9%	-19.2%	28.6%	43.4%	-33.1%	21.4%	43.6%
STOXX 600 EUROPE	EUR	-14.3%	-7.9%	-6.6%	6.0%	12.7%	-12.9%	22.2%	-4.0%
JAPAN TOPIX INDEX	JPY	-15.5%	-17.9%	-17.8%	17.7%	25.1%	-5.1%	10.4%	4.8%
MSCI ASIA PACIFIC	USD	-13.4%	-10.5%	-10.4%	7.2%	8.8%	-19.4%	-3.4%	17.1%
MSCI ASIA PAC EX-JAPAN	USD	-12.1%	-9.2%	-8.9%	7.7%	4.6%	-19.7%	-4.9%	19.8%
HANG SENG INDEX	HKD	-18.2%	2.0%	-1.2%	17.7%	-13.8%	-15.5%	-14.1%	-3.4%
HANG SENG CHINA ENTERPRISES INDEX	HKD	-18.5%	3.0%	-0.4%	26.4%	-14.0%	-18.6%	-23.3%	-3.8%
BLOOMBERG ASEAN INDEX	USD	-9.6%	-10.6%	-10.6%	8.4%	0.2%	-2.9%	0.2%	-9.2%
STRAITS TIMES INDEX	SGD	-9.6%	-7.5%	-6.5%	16.9%	-0.3%	4.1%	9.8%	-11.8%
FTSE BURSA MALAYSIA KLCI	MYR	-6.7%	-11.4%	-12.1%	12.9%	-2.7%	-4.6%	-3.7%	2.4%
THAI SET	THB	-3.3%	-16.5%	-17.0%	-1.1%	-15.2%	0.7%	14.4%	-8.3%
JAKARTA COMPOSITE INDEX	IDR	-1.9%	-8.1%	-8.0%	-2.7%	6.2%	4.1%	10.1%	-5.1%
MSCI EMERGING MARKETS	USD	-11.3%	-7.3%	-6.9%	5.1%	7.0%	-22.4%	-4.6%	15.8%
FIXED INCOME									
GLOBAL AGGREGATE BOND	USD	0.7%	3.7%	3.2%	-1.7%	5.7%	-16.2%	-4.7%	9.2%
ASIAN PACIFIC AGGREGATE BOND INDEX	USD	0.9%	3.2%	3.0%	-4.5%	-0.9%	-12.8%	-5.0%	6.6%
FTSE BPAM ALL BOND INDEX	MYR	1.3%	2.2%	2.4%	4.3%	6.7%	1.5%	-0.9%	6.9%
COMMODITY									
BRENT CRUDE OIL	USD	-8.7%	-16.7%	-14.0%	-3.1%	-10.3%	10.5%	50.2%	-21.5%
GOLD	USD	2.5%	12.6%	13.7%	27.2%	13.1%	-0.3%	-3.6%	25.1%
COPPER	USD	-11.1%	-0.9%	4.0%	2.1%	4.0%	-12.1%	22.2%	22.6%

Source: Bloomberg, CIMB Chief Investment Office

As at 7 April 2025

Key Takeaways for 2Q 2025

- 01 US Supremacy Challenged**
Volatility from US tariff uncertainty have reset valuations lower but the re-pricing is an opportunity.
- 02 Inflation Could Bite – Watch Out**
Narrative to shift between tariff fears, inflation, and fiscal challenges. Focus on locking-in attractive income, to cushion volatility
- 03 China – Navigating the great wall of tariffs**
Expect stimulus ramp-up to cushion tariff impact; buy domestic-centric growth stocks, balanced with yielders.
- 04 ASEAN – Caught in the crossfire**
AI DC developments questioned. ASEAN needs to depend on domestic resilience to counter external uncertainties.
- 05 Diversify globally for a resilient portfolio**
With higher volatility, portfolios must be diversified globally and with income-earning assets to mitigate unexpected shocks.

01 US Supremacy Challenged



The Re-Pricing in US Equities

Volatility from US policy uncertainty offer opportunities for long term gains

- US corporate earnings growth is seeing heightened risk of downgrades given the **chaotic trade policies, barrage of tariffs and growth concerns**.
- **Stay the course for the long term: Past bust cycles have been followed by strong recoveries** in the S&P500, underscoring its resilience and long-term upward trajectory. **Stick to high quality market leaders**, such as **software** (solid business model) and **consumer/telco** (defensive).
- **S&P500 target lowered to 5500** based on 21x PER.
- Key upside risk: Possible tax cuts or quantitative easing

Past boom and bust cycles

Event	Decline in period	S&P 500 Performance after initial selldown		
		1 Year	3 Year	5 Year
Black Monday (9 Oct 1987)	-20.5%	23.2%	39.0%	84.6%
Dotcom bubble (Mar 2000-Oct 2002)	-49.2%	33.7%	54.0%	100.5%
Global Financial Crisis (Oct 2007-Mar 2009)	-50.4%	68.6%	102.6%	177.6%
Covid-19 Pandemic (Feb 2020- Apr 2020)	-21.2%	74.8%	76.5%	153.3%
AVERAGE	-35.3%	50.1%	68.0%	129.0%

Source: Bloomberg, CIMB Chief Investment Office

Sensitivity of target levels

	Long-term mean PER	10-year mean PER	7-year mean PER	5-year mean PER
PER				
EPS Growth	18	20	21	22
6%	4,709	5,232	5,494	5,755
3%	4,576	5,084	5,338	5,592
0%	4,442	4,936	5,183	5,430
-3%	4,309	4,788	5,027	5,267
-6%	4,176	4,640	4,872	5,104

Source: Bloomberg, CIMB Chief Investment Office

02

Tariff Pain Boosts Short-term Demand for Quality Bonds



Fixed Income Outlook 2Q25 – Bullish Now But Inflation Could Bite

UST Outlook

- UST is well supported by tariff-driven recession fears and Fed easing bets, though this may be offset by inflation fears, pushing yields higher
- Volatile UST yield throughout 2Q25 amid uncertainties over tariffs, economic growth & inflation

Ongoing Bullish Narratives



Economic Worries Weigh – Concerns over a trade war boost short-term demand for USTs



Trump Wants Lower Yield – US government intervenes to lower long term UST yields



Rising Fed Put Expectations – strong dovish response expected if the rout goes too far

Possible Bearish Narratives



Foreign UST Holdings – Hostile US policies may shift more flows abroad



Tariffs could disrupt supply chains, push inflation higher, and reduce the appeal of USTs



Disappointment over US fiscal balance may weigh on demand for USTs

Fixed Income – Where To Position

Focus on Shorter-duration Bonds and Pace Purchases

Each Yield Curve is Unique

- Global diversification mitigates US policy uncertainty
- Treat FI assets as stabilizers, not as growth drivers

Focus on Shorter Duration

- Shift from barbell strategy to shorter duration. Prefer 3y to 7y tenor bonds for risk aversion
- Any sharp drop in yields is a chance to exit 30-year UST and Australian Gov't Bond positions

Income is the Name of the Game

- Short-term capital gains may be difficult in 2Q25
- Market weakness is an opportunity to lock in elevated yields for sustained income
- Prioritise long-term income to shelter from volatility

Our Preferred Fixed Income Markets:

- AUD, GBP, USD quality corporate bonds

Volatile Credit Spreads

- **Favour IG over HY corporate bonds** – Tariff uncertainties cloud business outlook, giving rise to higher credit default risk, more so for HY bonds. Potential support from quantitative easing if recession fear mounts.

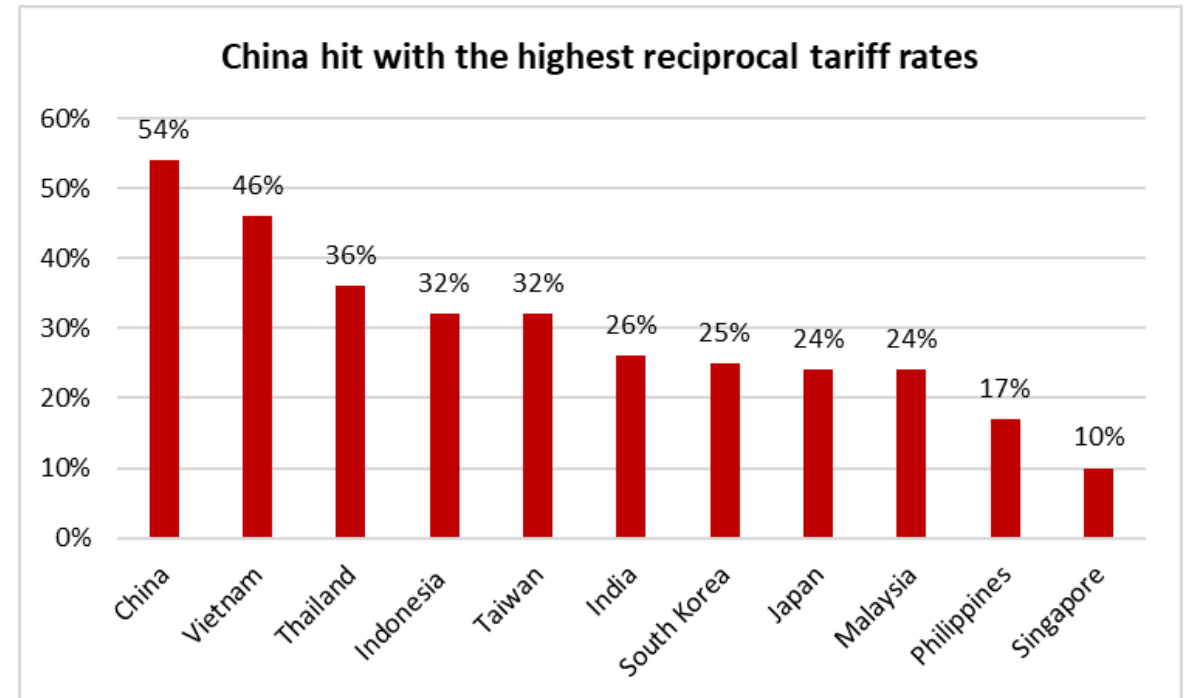
03
**China – Navigating the great
wall of tariffs**



China – Navigating the great wall of tariffs

Expect stimulus ramp-up to cushion tariff impact

- **Stimulus ramp-up** – more urgency to boost consumption and intensify fiscal stimulus given higher-than-expected reciprocal tariffs.
- **China's AI sector remains an underlying growth driver**, catalyzed by DeepSeek's breakthrough.
- **Inexpensive valuations** – HSTECH trades at 14x forward PE and HSI is at 8.7x, both below mean, reflecting uncertainties.



Source: Media reports, CIMB Chief Investment Office

As at 7 April 2025

How should investors position in China?

Reiterate barbell strategy – buy quality growth stocks, balanced with yielders. Avoid exporters heavily reliant on US sales.

- Given strong outperformance in 1Q, expect **market correction** given **trade war escalation**.
- Avoid exporters with **high sales exposure to US**.
- We lower our **HSI index target to 22,000** (from 26,000) implying 10x PE (5-year mean) due to tariffs and retaliation being worse than expected.
- Key to watch: **Politburo meeting (end-April)**



Source: Bloomberg, CIMB Chief Investment Office

Valuations as of 7 April 2025

04

ASEAN – Caught in the crossfire



We Still Like Malaysia

Malaysia's de-rating is echoed Asia-wide; Buy for medium-term upside

- ▶ Malaysian equities experienced large foreign outflows due to: **significant tariff uncertainties** and **risk aversion**.
- ▶ We believe fundamentals are supported by:
 - ▶ Resilient banking sector – 33% of the index.
 - ▶ Government policies – JSSEZ, NETR, NSS, NIMP.
 - ▶ Domestic institutional support from Government Linked Investment Companies.
- ▶ **KLCI valuations have capitulated** to 12.7x PER – ripe for bargain hunting.
- ▶ **KLCI target revised to 1550** (from 1760) based on a more conservative EPS growth assumption of 3% for 2025F.

Value has emerged for the KLCI at 12.7x PER

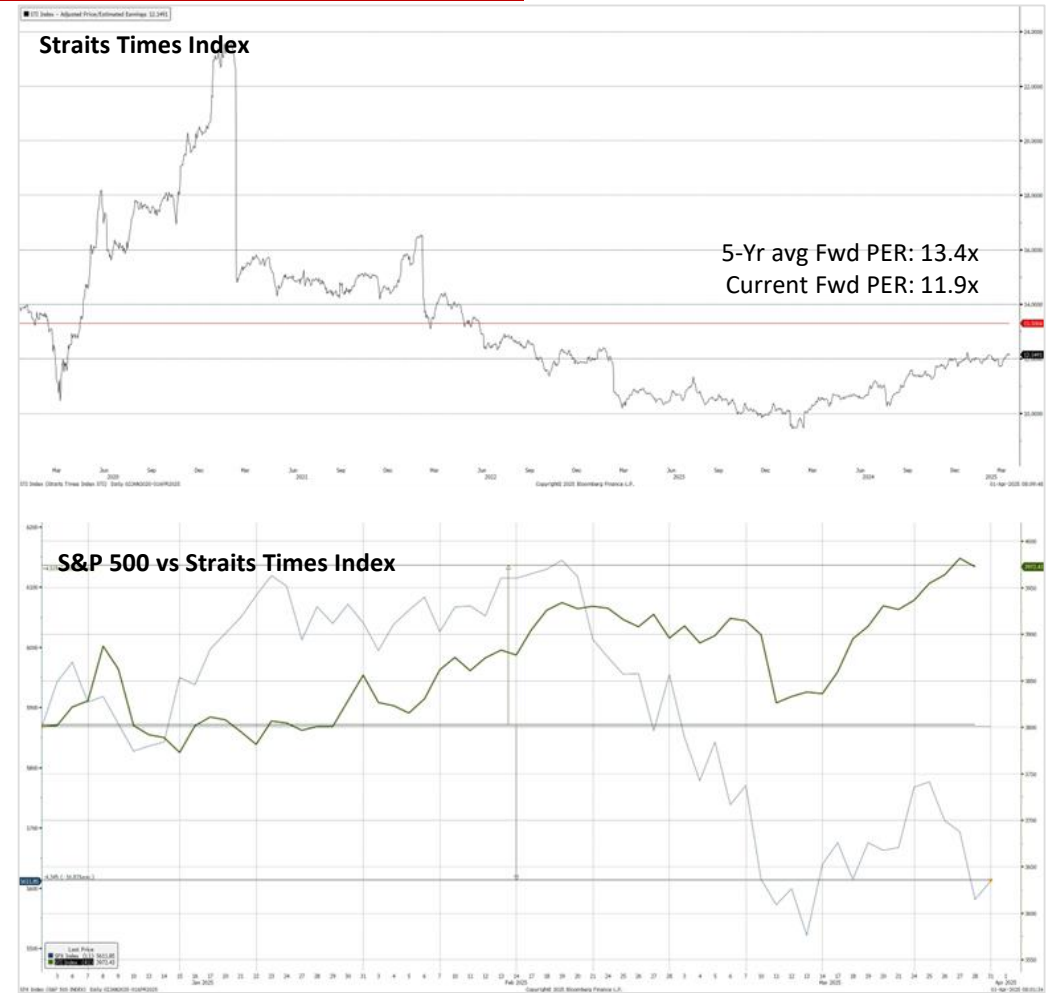


Source: Bloomberg
Valuations as of 7 April 2025

Singapore – A Harbour in Choppy Waters

Singapore's equity market undergoing reform

- **STI forward PER** of 10.7x against the 5Y average of 13.4x presents opportunities.
- MAS Equities Market Review Group is undertaking initiatives to encourage local stock market activity by encouraging both supply and demand.
- SGX will introduce more Singapore Depository Receipts in 2025 to encourage greater trading activity.
- YTD, the STI has returned –6.5% vs the S&P500's –13.9%. As a **safe haven with attractive dividends**, the STI could be a compelling option especially as volatility stays elevated.
- **STI target of 3950** (from 4100) is based on 10Y mean of 12.5x.
- Opportunity to accumulate in (this) volatility for medium-term upside.



Source: Bloomberg, MAS, SGX

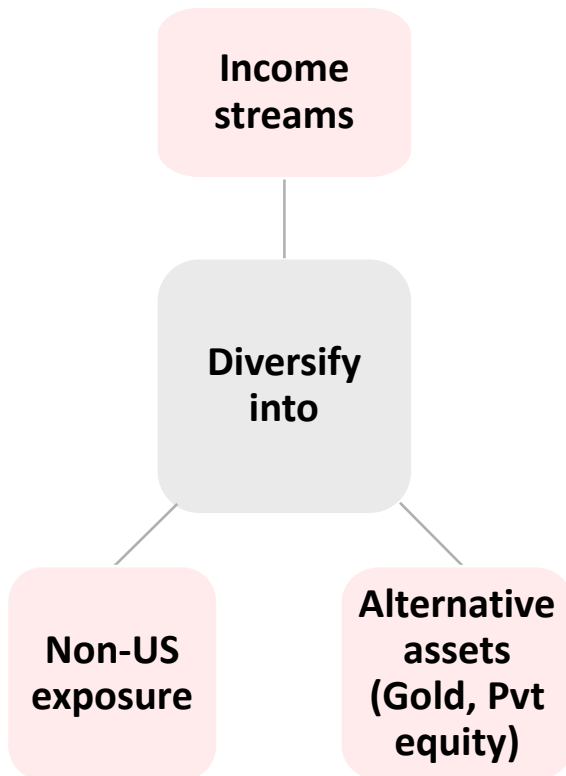
05

**Building Globally Resilient
Portfolios**

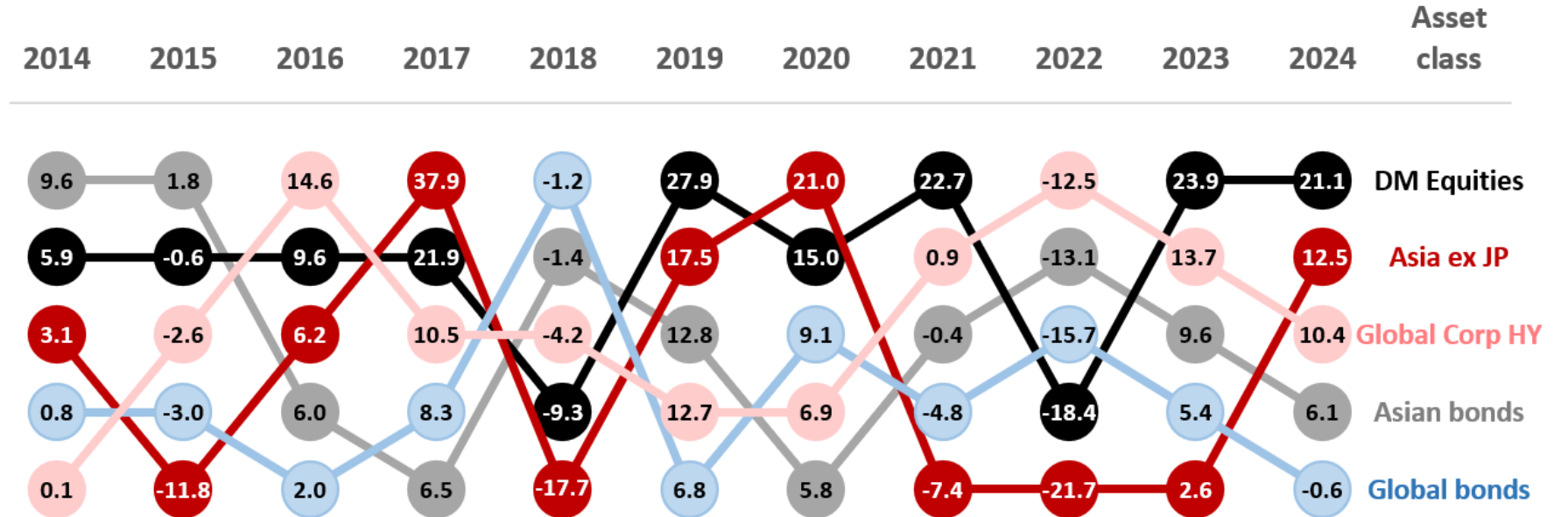


Building Globally Resilient Portfolios

To prepare for a future with greater risk, and uncertainty, and a more diverse range of outcomes, investors must diversify to other asset classes and geographies



Best performing asset class is rarely the same for two consecutive years



Performance based on the following indices: MSCI World Net TR Index (DM Equities), MSCI Asia ex Japan Index, Bloomberg Global Aggregate TR Index, Bloomberg Global High Yield TR Index, JPMorgan Asia Credit Index Core (Asian bonds).

Source: Bloomberg, Dec 2024

Income's role in a portfolio

Why Income?

- Provides a baseline of **secure** and **predictable returns**.
- Sources of income include **Equity Income, Fixed Income Coupon, and Call Option Strategies**.
- A combination of several sources of income in a well-crafted globally diversified portfolio **provides buffer from higher inflation, or potential volatility** from equities.

Equity Income | Yield : 4 – 5%p.a.

- Income derived from dividends or distributions
- Exposure to corporate risk and market risk
- Exposure to REITS or dividend paying companies

Fixed Income Coupon | Yield : 4 – 6%p.a.

- Income derived from bonds or fixed income
- Exposure to credit, duration or interest rate risk
- Exposure to high yield, investment grade or sovereign

Options Call Strategy | Yield : 7 – 9%p.a.

- Income derived from selling call options
- For investors to have equity exposure but in lower risk
- Complement high growth strategies

More value outside US?

- Diversifying into markets with lower correlation to others could add incremental returns.
- **Non-US equities are attractively valued:**
 - DM ex US is at 11.9x PER (Japan at 12.0x)
 - EM at 11.6x PER

The Case for India

Falling inflation
prompt rate cuts

Low correlation
with other markets

Lower fiscal deficit,
lower income tax
to spur spending

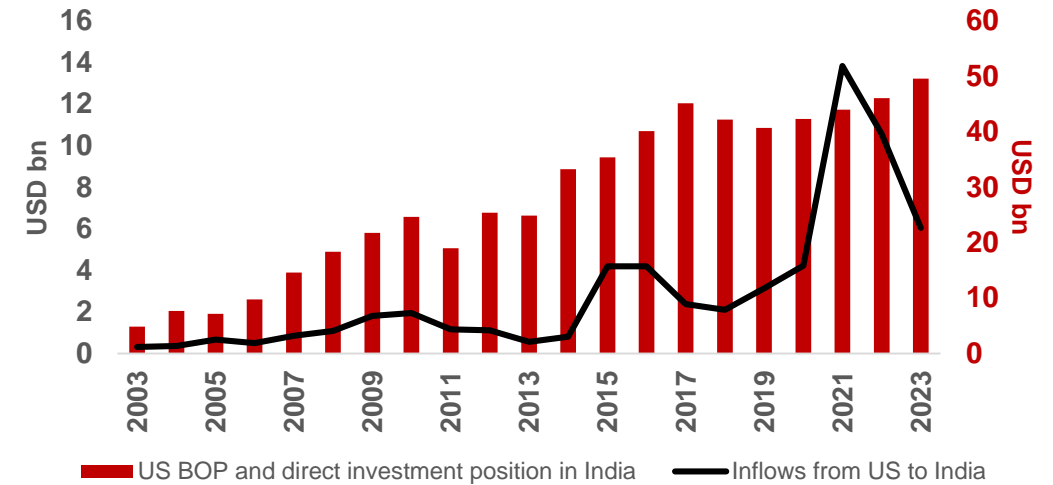
The Case for Japan

Domestic reflation

Policy rate
normalisation

Focus on share-
holder return

FDI flows continue into India



Nifty 50 and TOPIX weekly correlation with other equity indices, Dec 2022-2024

	NIFTY 50	TOPIX	MSCI Wrld	Asia x-Jpn	NASDAQ	S&P500
NIFTY 50		0.306	0.435	0.363	0.365	0.395
Topix	0.306		0.587	0.451	0.518	0.535
MSCI World	0.435	0.587		0.736	0.892	0.974
MSCI Asia ex-Jpn	0.363	0.451	0.736		0.639	0.664
NASDAQ	0.365	0.518	0.892	0.639		0.941
S&P500	0.395	0.535	0.974	0.664	0.941	

Source: Bloomberg

Gold – Driven by tariff, inflation and growth fears

Unpredictable Trump policies support Gold

- YTD +13.7% in 2025, better than US Treasuries, and all equity indices
- Markets focused on tariff uncertainty, inflation expectations and US growth, not existing geo-political stress

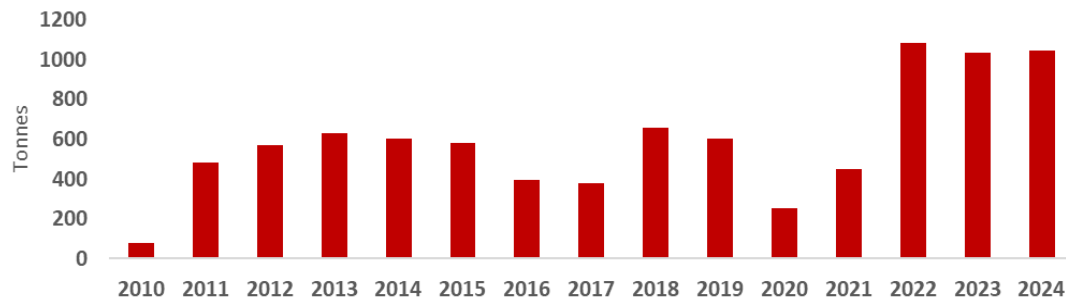
Higher tariffs ahead trigger growth and inflation concerns

- CIMB forecasts gold at USD3,225/oz in end-2025
- Tariff escalation via retaliation worsens growth and output prospects
- Gold now less sensitive to Middle East or Ukraine conflicts

Central banks are large buyers

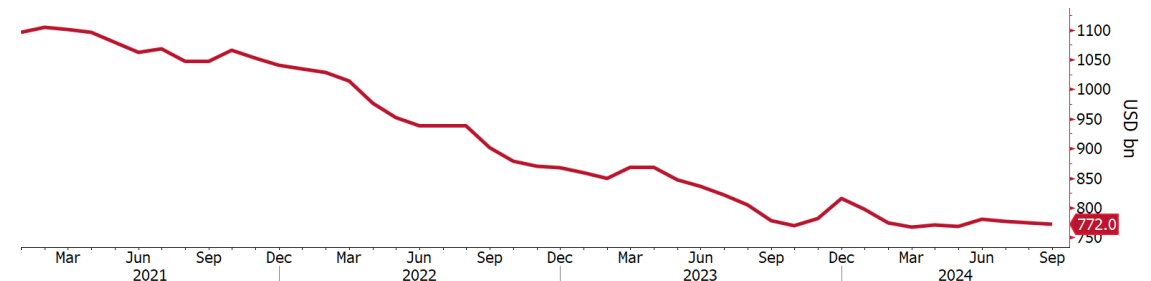
- In 4Q24 central banks bought over 50% more gold than 4Q23
- From February 2025, 10 Chinese insurers allowed to buy Gold as alternative asset, potentially allocating up to USD27bn to gold

Central Bank net purchases of Gold jumped since 2021



Source: World Gold Council

PBOC holdings of US Treasuries fell 30% in just 2.5 years



Source: Bloomberg

Proprietary to CIMB. For client presentation only.

Conclusion

Diversify globally, add income assets

- Expect continuing volatility and unpredictability as Trade War 2.00 enters its main act
- We favour globally diversified income & mixed asset funds

US - in transition

- Worst case, US equities another 5-10% downside- accumulate on pullback
- Fixed income- US rates to stay volatile; diversify outside of US; shorten duration.

Be selective in Asia

- Stay cautious on China in the short term pending trade negotiations. Focus on high quality growth stocks, balanced with yielders
- Selective opportunities in Malaysia

Asset allocation

- 47.5% equities, 47.5% fixed income and 5% alternatives (gold)

Disclaimer (1/3)

- ▶ The information herein is not directed to, or intended for distribution to, or use by, any person or entity who is a citizen or resident of a locality in any jurisdiction, state or country where such distribution, publication, availability or use would be contrary to law or regulation.
- ▶ By accepting this publication/email/report/commentary, the recipient hereof represents and warrants that he is entitled to receive such publication/email/report/commentary in accordance with the restrictions set forth below and agrees to be bound by the limitations contained herein. Any failure to comply with these limitations may constitute a violation of law. This publication/email/report/commentary is being supplied to you strictly on the basis that it will remain confidential. No part of this publication/email/report/commentary may be (i) copied, photocopied, duplicated, stored or reproduced in any form by any means or (ii) redistributed, published, circulated, reproduced or passed on, directly or indirectly, to any other person in whole or in part, for any purpose without the prior written consent of CIMB Bank (as defined below).
- ▶ This publication/email/report/commentary has been prepared by CIMB Bank and is solely for information and discussion purposes only. This publication/email/report/commentary should not be construed as a recommendation, an offer to sell or a solicitation of an offer to buy or sell any securities, futures, options or other financial instruments or to provide any investment advice or services. CIMB Bank is also not acting as an advisor or agent to any person to whom this report is directed in respect of its contents.
- ▶ Whilst CIMB Bank has taken all reasonable care to ensure that the information herein has been compiled from sources believed to be reliable and is not untrue or misleading at the time of publication, CIMB Bank assumes no responsibility and makes no representations or warranties, of any kind, as to the accuracy or completeness of this publication/email/report/commentary and this publication/email/report/commentary does not purport to contain all the information that a recipient may require. CIMB Bank makes no express or implied warranty as to the accuracy or completeness of any such information and opinion contained in this publication/email/report/commentary. The information and any opinion contained in this publication/email/report/commentary are subject to change without notice. Neither CIMB Bank nor any of its affiliates, related companies, advisers or representatives are obliged to update any such information subsequent to the date hereof. The projections, valuations and statistical analyses herein may be based on subjective assessments and assumptions and may use one of many methodologies that produce different results and to the extent that they are based on historical information, they should not be relied upon as an accurate prediction of future performance. All references to past performance are not a guide to any future performance. Nothing in this publication/email/report/commentary is intended to be, or should be construed as an invitation by CIMB Bank to buy or sell, or as an invitation to subscribe for, any securities. The price and value of any investments and indicative incomes herein contained may fluctuate either positively or negatively. It should be noted that investments in emerging markets are subject to increased levels of volatility than more established markets. Some of the reasons for this volatility relates to the respective economy, political climate, credit worthiness, currency and general market within that country. When investing in investments denominated in a foreign currency these transactions are also subject to fluctuation in exchange rates.

Disclaimer (2/3)

- ▶ Certain transactions mentioned in this publication/email/report/commentary may give rise to substantial risks and may not be suitable for all recipients. Please refrain from acting on the information herein without first independently verifying its contents. Nothing in this publication/email/report/commentary constitutes a representation that any recommendation herein is suitable or appropriate to a recipient's individual circumstances and does not take into account the specific objectives or needs of any recipient given that it is not possible for CIMB Bank to have regard to the investment objectives, financial situation and particular needs of each person who reads this report. Please seek independent professional legal and financial advice as to the contents of this publication/email/report/commentary and the suitability of any investment product taking into account your specific investment objectives, financial situation or particular needs before you commit to purchasing a product. For the avoidance of doubt, the recipient of this publication/email/report/commentary should not treat such content as advice relating to legal, accounting, taxation, technical or investment matters.
- ▶ Neither CIMB Bank, its affiliates and related companies ("CIMB Group") nor any of their directors, employees or representatives accept any liability for any loss, damage, costs, charges or expenses of whatsoever nature and howsoever arising (including but not limited to direct, indirect, special or consequential loss or loss of profits or loss of opportunity) suffered by you or any third party in connection with the use of this publication/email/report/commentary or its content (including any error, omission or misstatement herein, even if CIMB Bank has been advised of the possibility thereof). CIMB Group and their directors, associates, connected parties and/or employees may own or have positions in securities of the company(ies) covered in this publication/email/report/commentary or any securities related thereto and may from time to time add to or dispose of, or may be materially interested in, any such securities. Further, CIMB Group do and seek to do business with the company(ies) covered in this publication/email/report/commentary and may from time to time act as market maker or have assumed an underwriting commitment in the securities or instruments mentioned in this publication/email/report/commentary and, together with its associates and related companies, their directors, officers, employees and/or agents, may have or take positions or other interests in, and may effect transactions in securities or instruments mentioned herein and may also perform or seek to perform broking, investment banking and other banking or financial services for the companies or issuers mentioned herein and the affiliates and/or related companies of such companies or issuers.
- ▶ CIMB Group may act as a principal or agent in any transaction contemplated by this document, or any other transaction connected with any such transaction, and may as a result earn brokerage, commission or other income. In the ordinary course of our businesses, any member of the CIMB Group may at any time hold long or short positions, and may trade or otherwise effect transactions, for its own account or the account of our other customers, in debt or equity securities or senior loans of any company that may be involved in this transaction. This is a result of our businesses generally acting independent of each other, and accordingly there may be situations where parts of the CIMB Group and/or our clients now have or in the future, may have interests, or take actions, that may conflict with your interests. In recognition of the foregoing, CIMB Group is not required to restrict its activities as a result of this report and that CIMB Group may undertake any business activity without further consultation with or notification to you.
- ▶ Neither CIMB Group nor any of their directors, employees or representatives are to have any liability (including liability to any person by reason of negligence or negligent misstatement) from any statement, opinion, information or matter (express or implied) arising out of, contained in or derived from or any omission from this publication/email/report/commentary, except liability under statute that cannot be excluded.

Disclaimer (3/3)

- ▶ This publication/email/report/commentary is private and confidential and is for the addressee's attention only. This publication/email/report/commentary is intended for clients of CIMB Bank only. If you are not the intended recipient and have received this publication/email/report/commentary, you may not use, copy or disseminate the information contained herein or hereto attached. Please also notify the sender/originator of the publication/email/report/commentary of the error and destroy the publication/email/report/commentary and/or delete the publication/email/report/commentary from your computer and system. We do not assure the security of information electronically transmitted, and your communication with us or request for communication through such means shall signify your acceptance of such risk.
- ▶ If at any time any provision or part of any provision, of this disclaimer is, or becomes, illegal, invalid or unenforceable in any respect under applicable laws, that shall not affect the legality, validity or enforceability of any other provision, or part of that provision, of this disclaimer.
- ▶ This publication/email/report/commentary has been produced by the corresponding CIMB Bank entity as listed in the table below. The term "CIMB Bank" shall denote the relevant entity distributing or disseminating this publication/email/report/commentary in the particular jurisdiction referenced below.

Country	CIMB Bank Entity
Malaysia	CIMB Bank Berhad; and CIMB Investment Bank Berhad

- ▶ CIMB Bank has produced this publication/email/report/commentary. Please contact your Private Banker, Relationship Manager or walk into your nearest CIMB Branch before acting in reliance on any information contained within this publication/email/report/commentary.